

CHELAN COUNTY

MONTHLY FINANCIAL REPORT

SEPTEMBER 2013



HIGHLIGHTS:

General Fund summary, projected and actual:

	Projected Year-to-Date	Actual Year-to-Date
Revenue	22,683,943	24,267,005
Expenditures	23,895,489	23,585,669
Net Income (Deficit)	(1,211,546)	681,336
Beginning Fund Balance	4,000,000	4,386,965
Current Fund Balance	2,788,454	5,068,301
Ending Cash Balance		5,277,384

The above projected numbers do not include emergency appropriations or unbudgeted revenue. Expenditures, revenues, and fund balances in this report are compiled on the modified accrual basis.



Prepared by:
Brad Posenjak, CPA
 Chief Deputy Auditor
 (509) 667-6655
brad.posenjak@co.chelan.wa.us

Previous monthly financial reports are available at http://www.co.chelan.wa.us/ad/accounting/county_budget.htm

GENERAL FUND - BY CATEGORY

Through September 30, 2013

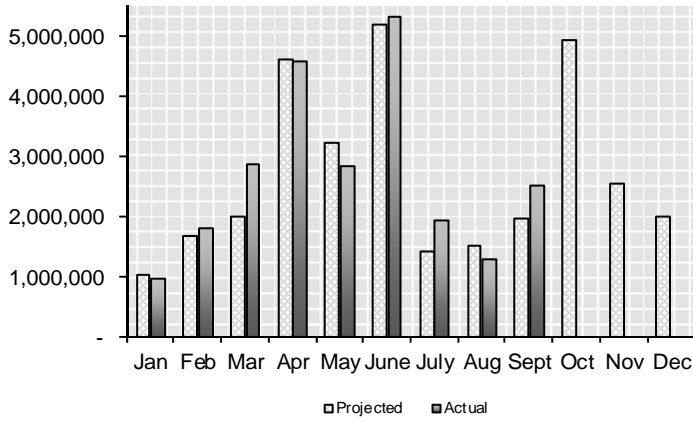
REVENUE	Month-To-Date			Year-To-Date		
	Projected	Actual	Variance	Projected	Actual	Variance
Property Tax	188,781	293,202	104,421	6,313,079	6,494,283	181,204
Sales Tax	480,498	558,119	77,621	3,767,209	3,972,087	204,878
Prop. Tax Penalty & Interest	67,677	52,175	(15,503)	713,163	718,978	5,815
Building and Planning Fees	99,845	113,609	13,764	798,014	987,224	189,210
PILT	0	0	0	2,313,500	2,342,695	29,195
PUD Priviledge Tax	0	0	0	1,100,000	1,320,802	220,802
Liquor X & P	20,196	30,524	10,328	97,943	91,296	(6,647)
Wenatchee Court	17,973	34,719	16,746	155,700	169,691	13,991
Law Enforcement Contracts	147,503	572,199	424,695	1,714,723	2,315,517	600,794
Recording Fees	11,657	12,795	1,137	106,716	129,017	22,300
Motor Vehicle Licensing	32,001	37,225	5,224	319,515	322,441	2,926
Probation Services	20,115	29,951	9,836	184,400	203,815	19,416
Interfund Payments	521,711	448,690	(73,021)	1,565,133	1,463,486	(101,647)
Court Fines	60,641	132,413	71,773	561,551	551,908	(9,643)
Treasury Interest	6,691	4,041	(2,649)	124,050	101,045	(23,005)
Grants\Entitlements	143,699	54,024	(89,675)	1,536,243	1,523,631	(12,612)
Other *	139,238	166,319	27,082	1,313,004	1,559,088	246,084
TOTAL	1,958,226	2,540,005	581,779	22,683,943	24,267,005	1,583,061

EXPENDITURES	Month-To-Date			Year-To-Date		
	Projected	Actual	Variance	Projected	Actual	Variance
10 - Salaries & Wages	1,332,662	1,244,504	(88,158)	11,297,765	11,112,403	(185,362)
20 - Personnel Benefits	519,414	494,496	(24,918)	4,545,446	4,383,258	(162,188)
30 - Supplies	52,962	55,131	2,169	418,113	531,773	113,660
40 - Other Services/Charges	381,617	336,860	(44,756)	3,680,777	3,596,582	(84,195)
50 - Intergovernmental Svcs	37,243	25,717	(11,526)	260,812	255,119	(5,693)
90 - Interfund Payments	673,559	669,938	(3,621)	3,692,576	3,706,534	13,958
TOTAL	2,997,456	2,826,646	(170,810)	23,895,489	23,585,669	(309,820)

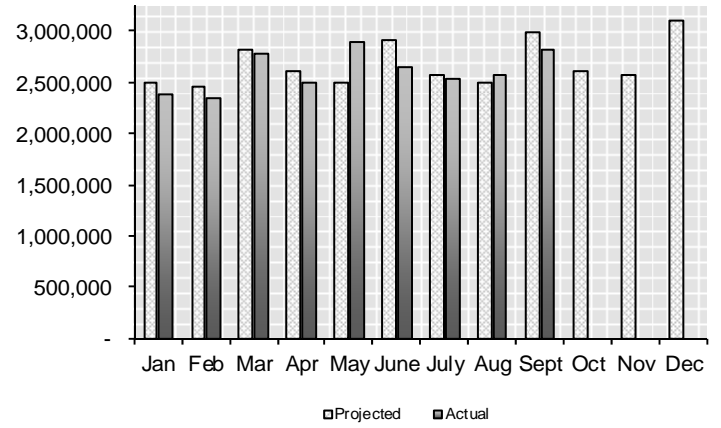
Projected columns are calculated by comparing actuals from the past five years on a monthly basis.
The monthly averages are then applied to the 2013 budget.

* Other revenues include various small fees, grants, and state funds.

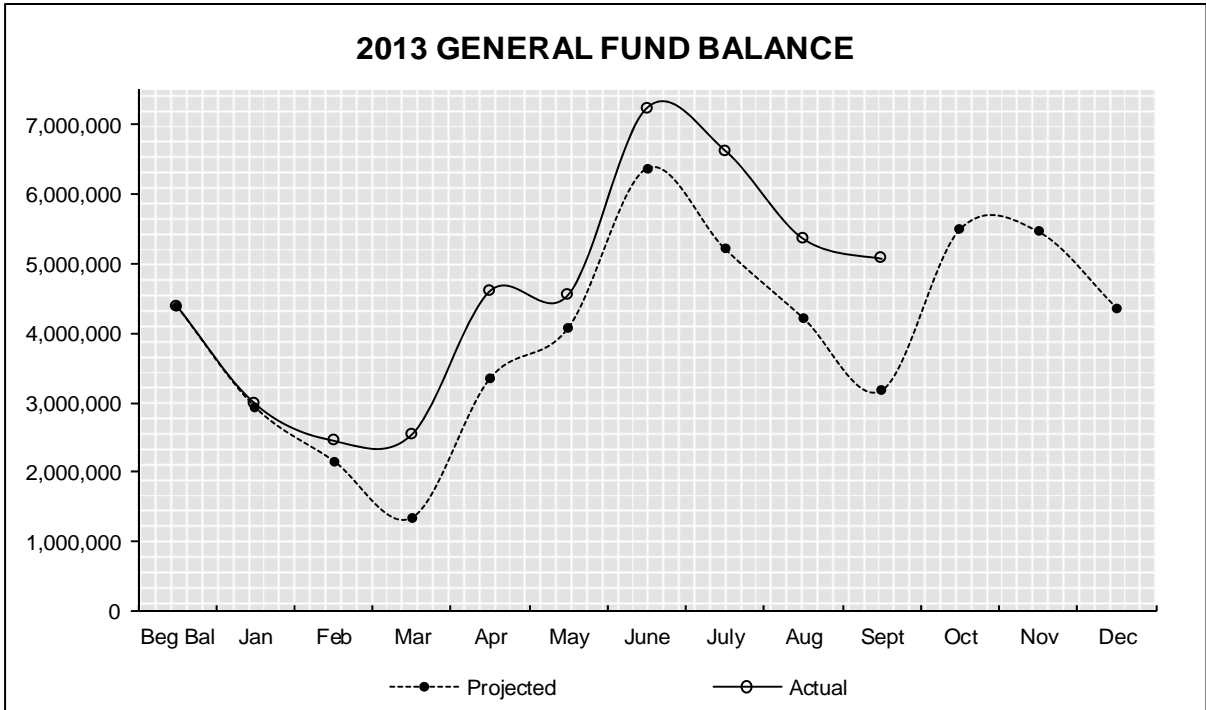
MONTHLY GENERAL FUND REVENUES



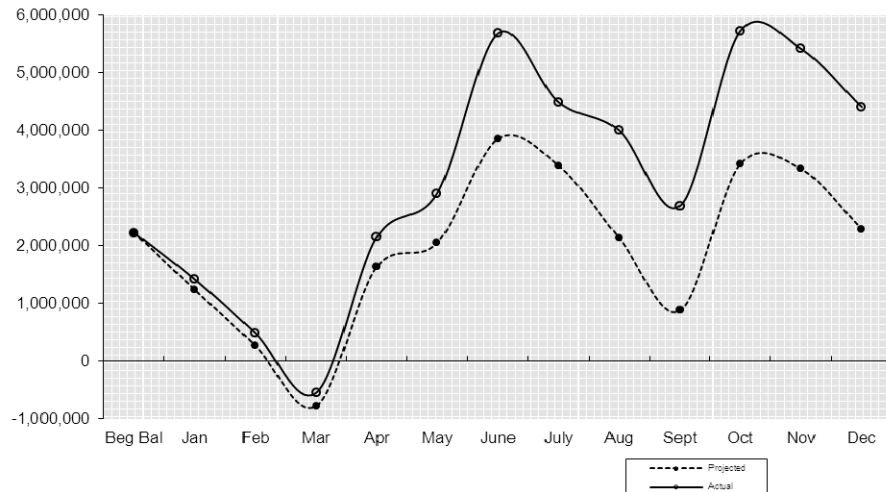
MONTHLY GENERAL FUND EXPENDITURES



2013 GENERAL FUND BALANCE



2012 GENERAL FUND BALANCE



REVENUE

Through September 30, 2013

GENERAL FUND

Dept # / Department	2013 Budget	2013 Actual	Balance	Percent Received
010 Assessor	34,060	16,670	17,390	48.9%
015 Auditor *	941,208	669,568	271,640	71.1%
020 Community Development	1,100,707	1,004,180	96,527	91.2%
040 Clerk	792,920	617,133	175,787	77.8%
045 Commissioners	9,577,480	8,364,945	1,212,535	87.3%
050 Coroner	15,000	20,355	(5,355)	135.7%
052 Information Technology	107,723	84,978	22,745	78.9%
055 Facilities Maintenance	622,435	473,986	148,449	76.2%
065 District Court	1,219,470	925,369	294,101	75.9%
066 District Court Probation	294,148	228,996	65,152	77.9%
075 Extension Services	58,500	33,344	25,156	57.0%
085 Juvenile Services	646,446	440,577	205,869	68.2%
105 Non-Departmental	539,131	514,619	24,512	95.5%
139 Child Support Enforcement	397,617	163,177	234,440	41.0%
140 Prosecuting Attorney	530,146	347,969	182,177	65.6%
145 Sheriff *	3,101,983	2,793,486	308,497	90.1%
155 Superior Court System	82,295	69,243	13,052	84.1%
165 Treasurer	1,291,219	1,004,125	287,094	77.8%
170 Property Taxes	10,921,212	6,494,283	4,426,929	59.5%
TOTALS	32,273,700	24,267,005	8,006,695	75.2%

SPECIFIC FUNDS

Fund	2013 Budget	2013 Actual	Balance	Percent Received
014 Traffic Safety *	300,000	112,809	187,191	37.6%
110 County Roads	13,096,826	8,289,221	4,807,605	63.3%
119 Ohme Gardens	206,240	175,190	31,050	84.9%
125 Horticulture *	173,542	145,356	28,186	83.8%
128 Noxious Weed	328,014	180,692	147,322	55.1%
180 Natural Resources	4,419,608	1,555,399	2,864,209	35.2%
405 Wenatchee River Park	192,250	197,736	(5,486)	102.9%
410 Expo Center	160,162	130,596	29,566	81.5%
411 Fair	173,500	202,534	(29,034)	116.7%
450 Regional Justice Center	8,106,808	5,207,844	2,898,964	64.2%
510 ER&R	3,052,641	1,208,060	1,844,581	39.6%
530 Motor Pool	969,474	647,922	321,552	66.8%

* Includes additional revenue budget than what was originally budgeted

EXPENDITURES

Through September 30, 2013

GENERAL FUND

Dept # / Department	2013 Budget	Budget Adjs	2013 Actual	Balance	Percent Expended
010 Assessor	1,144,961	0	822,991	321,970	71.9%
015 Auditor	1,107,622	30,000	771,976	365,646	67.9%
016 Board of Equalization	7,225	0	1,868	5,357	25.8%
020 Community Development	1,527,624	0	965,723	561,901	63.2%
030 Civil Service Comm	11,097	0	2,655	8,442	23.9%
040 Clerk	1,060,433	0	797,998	262,435	75.3%
045 Commissioners	667,197	9,100	491,748	184,549	72.7%
050 Coroner	219,817	0	143,466	76,351	65.3%
052 Information Technology	678,175	0	496,094	182,081	73.2%
055 Facilities Maintenance	1,495,879	0	1,030,735	465,144	68.9%
065 District Court	1,211,385	0	857,236	354,149	70.8%
066 District Court Probation	413,086	21,282	294,908	139,460	67.9%
075 Extension Services	290,119	0	206,828	83,291	71.3%
085 Juvenile Services	2,654,060	0	1,873,372	780,688	70.6%
105 Non-Departmental	7,309,282	126,042	5,530,462	1,904,862	74.4%
139 Child Support Enforcement	375,356	0	226,169	149,187	60.3%
140 Prosecuting Attorney	1,788,431	0	1,302,598	485,833	72.8%
145 Sheriff	8,676,448	71,772	6,546,328	2,201,892	74.8%
155 Superior Court System	937,050	17,389	757,845	196,594	79.4%
165 Treasurer	591,267	0	434,669	156,598	73.5%
170 Property Tax Transfer	30,000	0	30,000	0	100.0%
TOTALS	32,196,514	275,585	23,585,669	8,886,430	72.6%

SPECIFIC FUNDS

Fund	2013 Budget	Budget Adjs	2013 Actual	Balance	Percent Expended
014 Traffic Safety	0	300,000	36,096	263,904	12.0%
110 County Roads	13,315,239	0	8,494,477	4,820,763	63.8%
119 Ohme Gardens	230,936	0	161,147	69,789	69.8%
125 Horticulture	129,648	61,724	128,578	62,794	67.2%
128 Noxious Weed	332,614	0	220,318	112,296	66.2%
180 Natural Resources	4,570,772	0	1,836,959	2,733,813	40.2%
405 Wenatchee River Park	220,258	0	171,102	49,156	77.7%
410 Expo Center	136,124	0	102,201	33,923	75.1%
411 Fair	176,339	0	128,530	47,809	72.9%
450 Regional Justice Center	8,272,191	0	5,776,994	2,495,197	69.8%
510 ER&R	2,705,938	0	1,756,045	949,893	64.9%
530 Motor Pool	948,485	0	743,773	204,712	78.4%

CASH & INVESTMENTS

Fund	July 30, 2013 Cash & Investments	August 31, 2013 Cash & Investments	September 30, 2013 Cash & Investments
010 General	8,149,688	6,822,221	5,277,384
014 Traffic Safety	39,610	41,393	76,713
110 County Roads	5,285,326	5,699,228	5,315,138
119 Ohme Gardens	102,394	110,007	115,070
125 Horticulture Pest & Disease	69,063	67,582	74,407
128 Noxious Weed	4,186	15,132	269 *
140 Cashmere-Dryden Airport	34,276	33,743	34,447
180 Natural Resources	83,958	550	283,462 *
190 Criminal Justice Tax	713,482	780,921	842,300
301 REET I	1,445,881	1,323,665	1,541,562
405 Wenatchee River Park	74,716	81,464	95,088
410 Expo Center	79,262	81,117	77,879
411 Fair	89,167	36,281	148,417
450 Regional Justice Center	326,758	277,124	74,273 *
510 ER&R	714,506	825,025	770,713
526 Health Insurance	1,397,767	1,677,068	1,429,168
530 Motor Pool	58,546	71	171,208
535 Unemployment Comp	190,567	202,239	213,795
540 Tort Claims & Insurance	309,587	241,031	213,154

* Fund 128, Noxious Weed has a \$8,000 loan payable to REET I, fund 301.
 Fund 180, Natural Resources has a \$192,000 loan payable to REET I, fund 301.
 Fund 450, Regional Justice Center has a \$420,000 loan payable to Criminal Justice Sales Tax, fund 190

Accounts Receivable Outstanding Older than 30 days

Sheriff

010145-01118	6/20/2013	Emergency Management WA	21,275.00
010145-01136	7/16/2013	WA St Dept of Commerce	4,204.43

Superior Court

010155-00036	8/27/2013	AOC	2,548.23
--------------	-----------	-----	----------

Public Works

401001-02197	3/5/2013	Waste Management	686.00
401001-02248	5/9/2013	Waste Management	1,363.00
401001-02257	6/7/2013	Fred Dow dy Co Inc	116.00
401001-02289	7/9/2013	Mason Roofing & Constructio	296.00
401001-02316	8/14/2013	Mason Roofing & Constructio	392.00
401001-02321	8/14/2013	Servicemaster	318.00
403001-00310	3/8/2013	WA St Dept of Ecology	53.92
403001-00333	8/26/2013	WA St Dept of Ecology	17,906.28
510001-00892	7/15/2013	Holden Village	500.00
510001-00893	8/23/2013	Chelan County Roads	189,430.90

Horticulture Pest & Disease

125001-00017	7/3/2013	Douglas County	25,110.47
--------------	----------	----------------	-----------

Natural Resources

180001-00708	12/31/2011	WA St Dept of Ecology	9,191.01
180001-00799	12/31/2012	Emergency Management WA	2,407.39
180001-00831	6/30/2013	WA St Dept of Ecology	24.00
180001-00838	6/30/2013	Bonneville Pow er Admin	342.38
180001-00839	6/30/2013	Nat Res Conservation Servic	8,969.35

Regional Justice Center

450001-01865	05/24/2011	DHS/ICE	147.00
450001-01876	06/06/2011	DHS/ICE	367.50
450001-01909	07/05/2011	DHS/ICE	955.50
450001-01941	08/02/2011	DHS/ICE	294.00
450001-01973	09/05/2011	DHS/ICE	441.00
450001-02014	10/04/2011	DHS/ICE	220.50
450001-02052	11/02/2011	DHS/ICE	1,617.00
450001-02083	12/05/2011	DHS/ICE	588.00
450001-02114	12/31/2011	DHS/ICE	661.50
450001-02142	02/02/2012	DHS/ICE	882.00
450001-02197	04/09/2012	DHS/ICE	441.00
450001-02232	05/07/2012	DHS/ICE	441.00
450001-02264	06/06/2012	DHS/ICE	441.00
450001-02398	11/07/2012	Department of Corrections	1,058.42
450001-02497	03/26/2013	Department of Corrections	39.32
450001-02571	06/19/2013	Department of Corrections	890.48
450001-02579	07/02/2013	Department of Corrections	36,919.50
450001-02601	08/01/2013	Department of Corrections	31,672.25
450001-02612	08/01/2013	YWCA	210.00
450001-02613	08/01/2013	Juvenile Rehab Admin Reg 1	1,029.00

Health Insurance

526001-00003	12/31/2010	Daryl Mathena	241.03
526001-00004	3/8/2011	Daryl Mathena	458.78

If any of these outstanding receivables have been paid, will not be paid, or need adjustment,
please contact the Chelan County Auditor's Accounting Office.